

Thanks
for choosing Original
Electronic Hookah (H1/H2/H3).
in order to
get the best out of it,
please read
through this manual carefully.

ELECTRONIC HOOKAH

User Manual

www.dudshisha.com




H 1



H 2



H 3




H1 including:

- 1 pc Battery body
- 4 pcs Cartomizers (2ml)
- 1 pc Cylinder connector
- 1 pc Needle bottle
- 1 USB line
- 1 Wall adaptor
- 1 pc manual
- 1 pc gift box

H2 including:

- 1 pc Battery body
- 2 pcs Cartomizers (2ml)
- 1 pc Cylinder connector
- 1 pc Needle bottle
- 1 USB line
- 1 Wall adaptor
- 1 set small hookah
- 1 pc manual
- 1 pc gift box

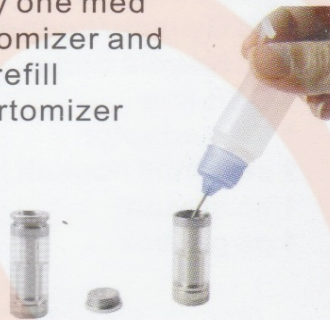


H3 including:

- 1 pc Battery body
- 2 pcs Cartomizers (2ml)
- 1 pc Cylinder connector
- 1 pc Needle bottle
- 1 USB line
- 1 Wall adaptor
- 1 set Med hookah
- 1 pc manual
- 1 pc gift box


Refilling e-liquid

Screw the cap(only one med hole) from the cartomizer and use e liquid bottle refill e-liquid into the cartomizer tank directly. It will work well if you refill 80% e-liquid into the cartomizer tank.



Charging and Using

- (1)The first charging should be 8 hours.
- (2)Insert the USB line into the small hole on the top battery body.
- (3)the top battery body have 4 led light to indicate the power of the battery when 4 indicators light, it shows the power have 75%-100%. when 3 indicators light, it shows the power have 50%-75%. when 2 indicators light, it shows the power have 25 %-50%. when 1 indicators light, it shows the power have 3%-25%. when the power below 3%, the indicator light will flash 8 times,you should recharge it.



How to assemble H1

- (1) Screw out the battery body and Cylinder connector.
- (2) Put the 2 refilled cartomizers into the battery body,make sure the side with one med hole be outside the battery body.
- (3) Screw the battery body and Cylinder connector.

How to use electronic hookah

- (1) Put the refilled and assembled H1 on the Small or Med normal hookah.
- (2) Make sure the H1 Cylinder connector and hookah Sealing ring tightly.
- (3) Start to Vape , after 2-3 puffs, it will have smoke, you can enjoy it.



Caution and Maintaining

- (1) Keep the mesh hole clear and airflow normally.
- (2) Don't make the mesh hole touch any liquid or water.
- (3) The H1 only fit with hookah Sealing ring diameter with 17mm